



KAPPATECH

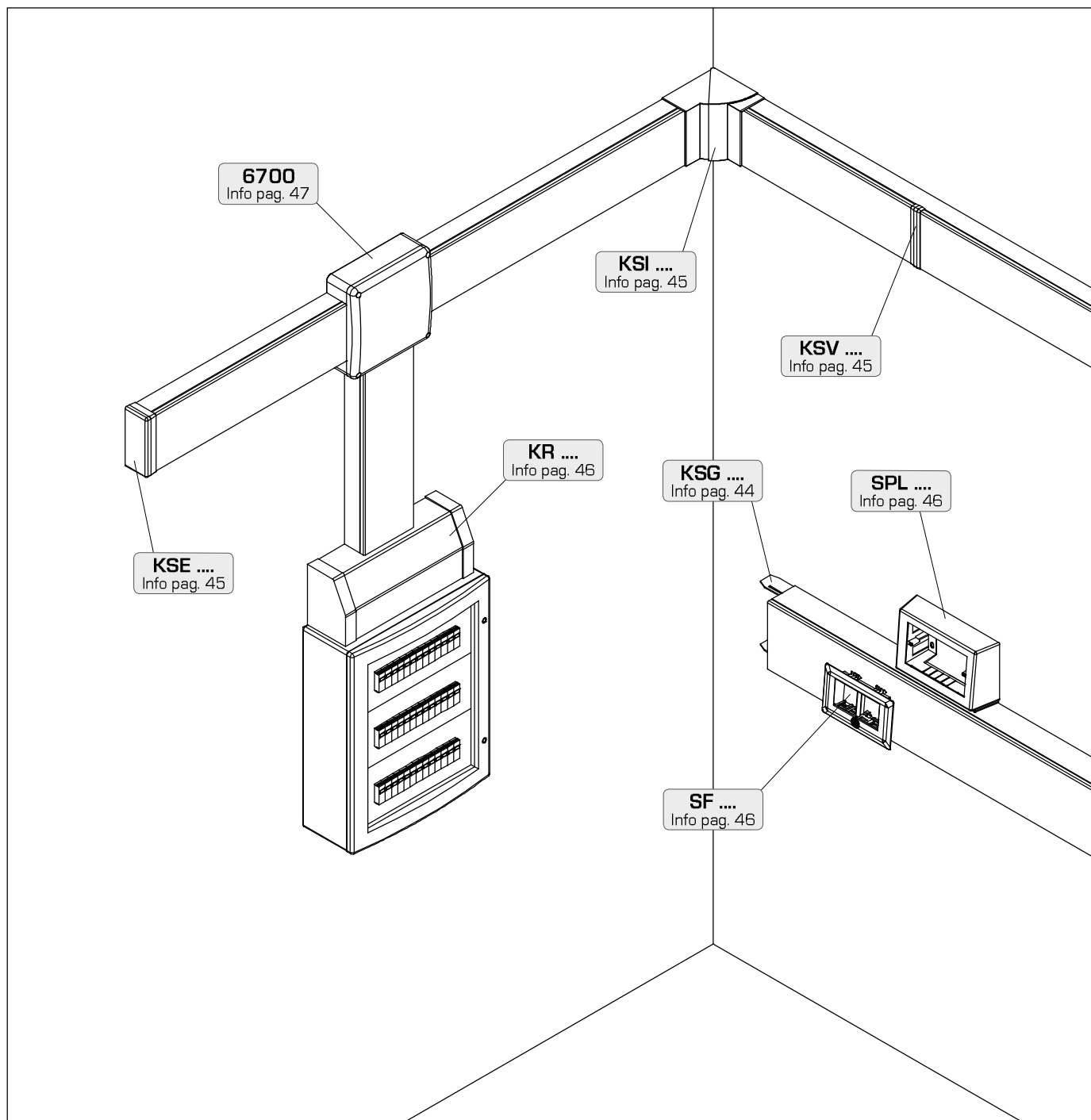
# Sistema di canali portacavi e distribuzione

## *Distribution and cable trunkings system*



<b>Caratteristiche Tecniche</b>	
<ul style="list-style-type: none"> <li>• Canale in PVC ed accessori in ABS</li> <li>• Canale lunghezza standard 2 metri</li> <li>• Apertura coperchio con attrezzo</li> <li>• Grado infiammabilità secondo UL94: V0</li> <li>• Resistenza all'urto IK 08 (6J)</li> <li>• Grado di protezione IP40</li> </ul>	
<b>Caratteristiche di Impiego</b>	
<ul style="list-style-type: none"> <li>• Canali porta cavi e porta apparecchi adatti per applicazioni a parete e soffitto</li> </ul>	
<b>Riferimenti a Norme</b>	
<ul style="list-style-type: none"> <li>• La linea è conforme alla norma CEI EN 50085-2-1</li> <li>• La linea è conforme alla direttiva RoHS 2002/95/CE</li> </ul>	
<b>Marchi e Certificazioni</b>	
<ul style="list-style-type: none"> <li>• Marchio IMQ</li> <li>• Marcatura CE</li> </ul>	
<b>Colori disponibili</b>	
Bianco Puro RAL9010	Decorato Alluminio

<b>Technical Features</b>	
<ul style="list-style-type: none"> <li>• Trunking of PVC and accessories of ABS</li> <li>• Trunking standard length 2 meters</li> <li>• Opening cover with tool</li> <li>• Flammability classification according to UL94: V0</li> <li>• Mechanical protection IK 08 (6J)</li> <li>• Protection degree IP40</li> </ul>	
<b>Use Features</b>	
<ul style="list-style-type: none"> <li>• Cable trunkings and distribution trunkings system for wall and ceiling installations</li> </ul>	
<b>Norms Reference</b>	
<ul style="list-style-type: none"> <li>• The system complied to CEI EN 50085-2-1</li> <li>• The system complied to RoHS 2002/95/CE instruction</li> </ul>	
<b>Marks and certifications</b>	
<ul style="list-style-type: none"> <li>• Mark IMQ</li> <li>• Marking CE</li> </ul>	
<b>Available colours</b>	
Pure White RAL9010	Aluminium trimming

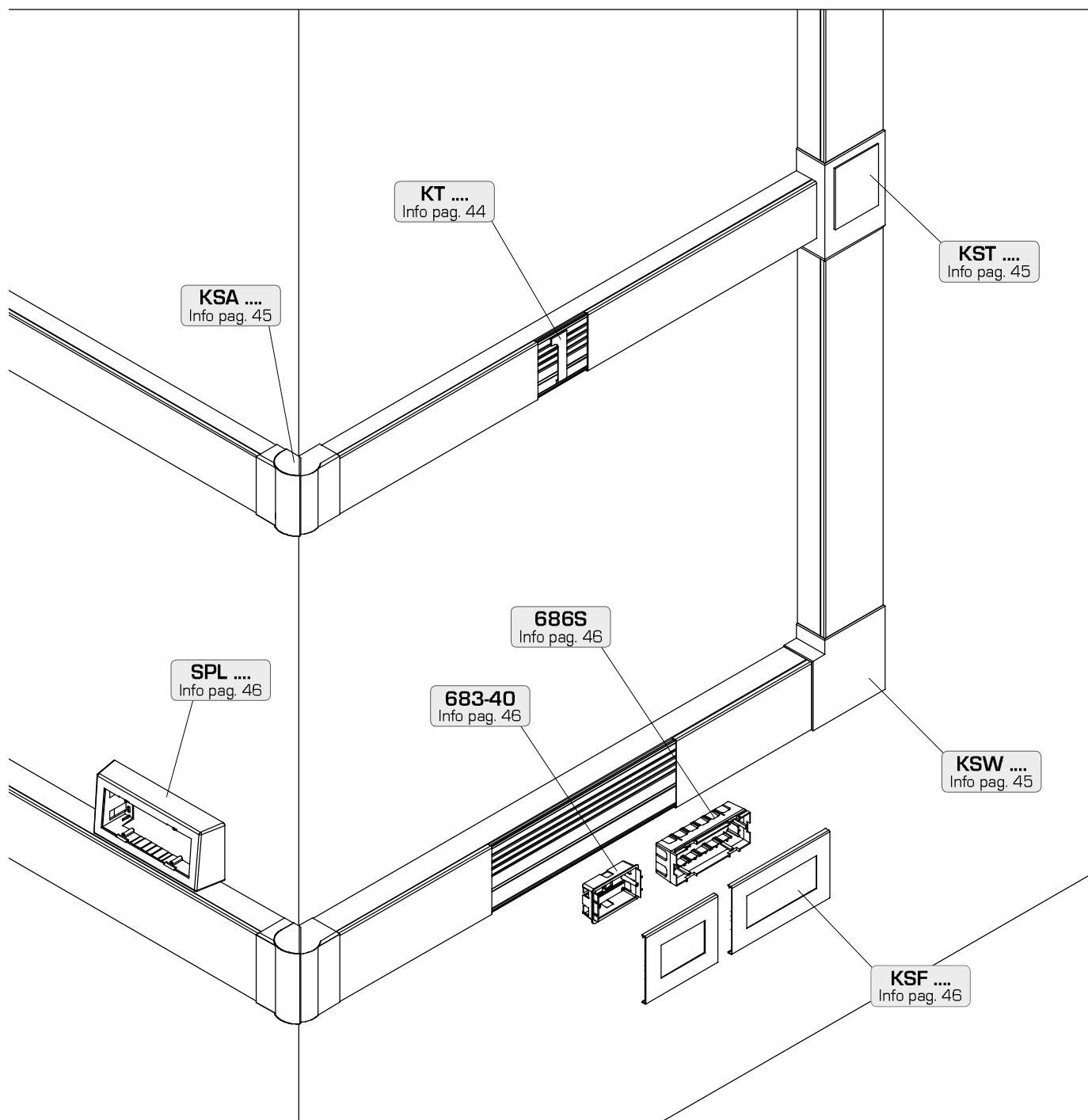


### Mostrina autoportante QUICK

La nuova mostrina è utilizzabile:  
per 4 moduli delle linee Living e Light  
(articolo SF504L)  
per 2 moduli 45x45 standard francese  
(articolo SF502-45)

### Self-supporting frame QUICK

The new frame is usable:  
for 4 modules of Living and Light line  
(item SF504L)  
for 2 modules 45x45 French standard  
(item SF502-45)



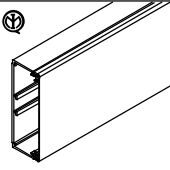
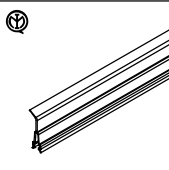
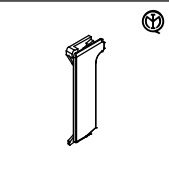
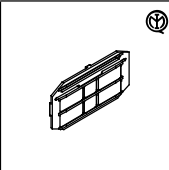


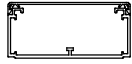
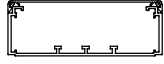



NUOVO articolo  
NEW item

### Decorazione Alluminio

La misura 110x40 del sistema Kappatech e relativi accessori è disponibile anche nella versione decorata Alluminio.  
[articolo KS40110.AL]

### Aluminium Decoration

The dimension 110x40 of Kappatech system and the accessories are available also in aluminium trimming.  
[item KS40110.AL]

Canale con coperchio divisibile in scomparti						
<i>Trunking with cover divisible in sections</i>						
Sezione <i>Section</i>	Dimensione <i>Dimensions</i>	Scomparti <i>Sections</i>	Articolo <i>Item</i>	Separatore <i>Separator</i>	Traversa reggicavo <i>Cable clamp</i>	Giunto interno <i>Coupling piece</i>
	40x40 mm	1	KS4040.3	KSTR40		KSG40
	60x40 mm	2	KS4060.3	KSTR40	KTS60	KSG40
	90x40 mm	2	KS4090.3	KSTR40	KTS90	KSG40
	110x40 mm	4	KS40110.AL	KSTR40	KTS110	KSG40
	60x60 mm	2	KS6060.3	KSTR60	KTS60	KSG60
	90x60 mm	2	KS6090.3	KSTR60	KTS90	KSG60
	110x60 mm	4	KS60110.3	KSTR60	KTS110	KSG60

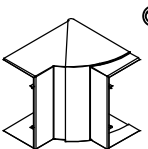
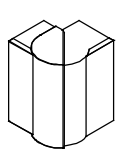
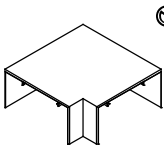
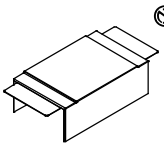
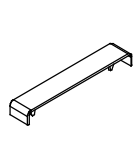
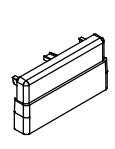
Ogni barra di canale è fornita con 2 giunti a scatto, questi scorrono in un apposito vano ricavato sul fondo del canale fino allo scatto. Questi accessori in dotazione, permettono un'installazione più rapida e sicura.

*Each bar of trunking has 2 click joints, which run in a special lodging on the bottom of the trunking. These accessories allow a faster and safety installation.*

Ogni barra di canale è fornita con 4 traverse reggicavo, che possono essere agganciate da un solo lato. Questo accorgimento permette la tenuta e l'inserimento veloce e sicuro dei cavi durante il cablaggio.

*Each bar of trunking has 4 cable clamps, that can be fixed only from one side. This allows an easy and fast retaining and inserting of the cables during the wiring of the trunking.*




					
Angolo interno variabile <i>Variable internal angle</i>	Angolo esterno variabile <i>Variable external angle</i>	Curva piana <i>Flat angle</i>	Deviazione a T <i>T-Joint</i>	Coprigiunzione <i>Cover joint</i>	Terminale <i>End piece</i>
KSI4040.3	KSA4040.3	KSW4040.3	KST4040.3		KSE4040.3
KSI4060.3	KSA4060.3	KSW4060.3	KST4060.3	KSV60.3	KSE60.3
KSI4090.3	KSA4090.3	KSW4090.3	KST4090.3	KSV90.3	KSE90.3
KSI40110.AL	KSA40110.AL	KSW40110.AL	KST40110.AL	KSV110.AL	KSE110.AL
KSI6060.3	KSA6060.3	KSW6060.3	KST6060.3	KSV60.3	KSE60.3
KSI6090.3	KSA6090.3	KSW6090.3	KST6090.3	KSV90.3	KSE90.3
KSI60110.3	KSA60110.3	KSW60110.3	KST60110.3	KSV110.3	KSE110.3

Il coperchio è apribile solo con attrezzo, ma con un piccolo accorgimento, premendo nel centro del coperchio, è apribile con le mani.

Tutte le barre di canale della linea KAPPAtch sono fornite con pellicola protettiva sul coperchio.

*The cover can be opened only with tool, but with a little device, pushing in the middle of the cover, can be opened also with the hands.*

*All the bars of the trunkings of the line KAPPAtch are supplied with a protection foil on the cover.*





**Scatola porta apparecchi 3-4-6 moduli**  
**Socket box 3-4-6 modules**

Articolo Item	A mm	B mm	C mm	D mm	E mm	F mm
<b>686S</b>	175	50	68	83,5	108,5	100

Per canali altezza 60 mm - For trunkings height 60 mm

**Mostrina per canali larghezza 110 mm**  
**Support frame for trunkings width 110 mm**

Articolo Item	A mm	B mm	Per scatole For box
<b>KSF110-53</b>	133	80	686S
<b>KSF110-53D</b>	212	110	683-40 - 686

Colori disponibili - Available colours: .3 .AL

**Scatola porta apparecchi 3 moduli**  
**Socket box 3 modules**

Articolo Item	A mm	B mm	C mm	D mm
<b>683-40</b>	103	36	68	83,5

Per canali altezza 40 mm - For trunkings height 40 mm

**Scatola porta apparecchi 4-3 moduli**  
**Socket box 4-3 modules**

Articolo Item	A mm	B mm	C mm	D mm	E mm
<b>SPL504</b>	175	55	110	83,5	108,5 (83,5)

Colori disponibili - Available colours: .3 .AL

**Scatola porta apparecchi 2 mod. standard tedesco**  
**Socket box 2 module German standard**

Articolo Item	A mm	B mm	C mm	D mm	E mm
<b>SPL502</b>	175	55	110	71	60

Colori disponibili - Available colours: .3

**Scatola porta apparecchi 6-7 moduli**  
**Socket box 6-7 modules**

Articolo Item	A mm	B mm	C mm	D mm	E mm
<b>SPL506</b>	235	55	110	100	60

Colori disponibili - Available colours: .3 .AL

**Mostrina autoportante per SPL504**  
**Self-supporting frame for SPL504**

Articolo Item	A mm	B mm	C mm	Tipo moduli Modules type
<b>SF504L</b>	122	54	83	4 mod Living-Light
<b>SF502-45</b>	122	54	83	2 mod 45x45

Colori disponibili - Available colours: .3 .2 .AL .GR .AR .RS .AZ .VQ

INFO PAG 131

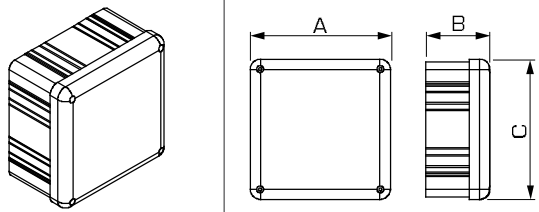
**Derivazione per quadri elettrici**  
**Switchboard derivation**

Articolo Item	A mm	B mm	C mm	D mm
<b>KR150550</b>	150	550	75	110
<b>KR150800</b>	150	800	75	110

Colori disponibili - Available colours: .3

**Scatola di derivazione con separatore**  
*Derivation box with separator*

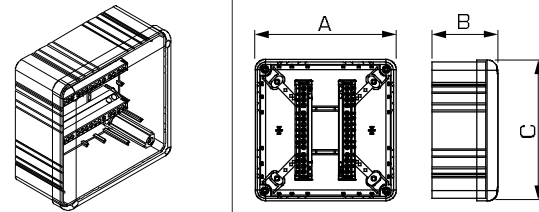
Articolo <i>Item</i>	A mm	B mm	C mm
<b>6700S</b>	115	53	115
<b>6701S</b>	155	80	155
<b>6702S</b>	200	80	200



Colori disponibili - Available colours .3 [AL - 6701S]

**Scatola di derivazione con morsettiera equipotenziale**  
*Derivation box with equipotential terminal*

Articolo <i>Item</i>	A mm	B mm	C mm	Fori morsettiera <i>Holes terminal</i>
<b>6700TE14</b>	115	53	115	n° 4 x 16 mm <sup>2</sup> n° 10 x 10 mm <sup>2</sup>
<b>6701TE28</b>	155	80	155	n° 4 x 16 mm <sup>2</sup> n° 26 x 10 mm <sup>2</sup>
<b>6702TE56</b>	200	80	200	n° 8 x 16 mm <sup>2</sup> n° 52 x 10 mm <sup>2</sup>



Colori disponibili - Available colours .3

**Compatibilità fra scatole e canali**  
*Compatibility between boxes and trunkings*

Canali b x h <i>Trunkings b x h</i>	Scatole di derivazione <i>Derivation boxes</i>						Scatole porta apparecchi <i>Socket boxes</i>			
	6700S	6701S	6702S	6700TE14	6701TE28	6702TE56	683-40	686S	SPL504	SPL506
KS4040	•	•	•	•	•	•			•	•
KS4060	•	•	•	•	•	•			•	•
KS4090	•	•	•	•	•	•			•	•
KS40110		•	•		•	•	•		•	•
KS6060		•	•		•	•			•	•
KS6090		•	•		•	•			•	•
KS60110		•	•		•	•		•	•	•

**Dati tecnici canale linea Kappatech**  
*Kappatech line trunkings technical data*

Articolo <i>Item</i>	Divisibilità in scomparti <i>Sections divisibility</i>	Dimensioni bxh <i>Dimensions bxh</i>	Sezioni scomparti mm <sup>2</sup> <i>Cross section mm<sup>2</sup></i>					Sezione totale senza divisori <i>Total section without separator</i>	
			1	2	3	4	Σ		
KS4040	1	40 x 40 mm	1.199					1.199	1.199 mm <sup>2</sup>
KS4060	2	60 x 40 mm	878	867				1.745	1.887 mm <sup>2</sup>
KS4090	2	90 x 40 mm	1.414	1.402				2.816	2.958 mm <sup>2</sup>
KS40110	4	110 x 40 mm	903	714	714	892		3.223	3.648 mm <sup>2</sup>
KS6060	2	60 x 60 mm	1.393	1.381				2.774	3.005 mm <sup>2</sup>
KS6090	2	90 x 60 mm	2.228	2.216				4.444	4.676 mm <sup>2</sup>
KS60110	4	110 x 60 mm	1.432	1.110	1.110	1.420		5.072	5.766 mm <sup>2</sup>

NUOVO articolo  
NEW item